






Specifications

		VL-SW251BX		VL-SV30BX	
					
		Door Station	Main Monitor	Wireless Monitor	Main Monitor
Monitor	Display	Main Monitor		Wireless Monitor	3.5 inch color TFT
		5.2 inch color IPS-TFT		1.8 inch color TFT	
	Dimensions (HxWxD)	190 x 165 x 38 mm		157 x 52 x 35 mm	138 x 26 x 183 mm
	Weight	735 g		175 g	460 g
	Power source	100 – 240 V AC 50/60 Hz		Ni-MH battery	100 – 240 V AC 50/60 Hz
	Picture recording	● (up to 400 images / 50 separate sessions)			● (up to 30 separate sessions)
Door Station	Supplied by the main monitor station				
Connectable Items	Door Station			● (additional 1)	
	Wireless Monitor			● (additional 3)	
	Door Opener			Up to 2	
Repeater			● (Panasonic PBX)		

Optional Products

MDL No.	Specifications
 VL-W605BX	Optional Wireless Monitor (same as one included in VL-SW251BX)
 VL-V566BX	Optional Door Station (same as one included in VL-SW251BX and VL-SV30BX)
 VL-GC005BX-S	Optional Door Station (metallic exterior, pinhole type camera)
 VL-V590BX	Optional Lobby Station (up to 20 Main Monitors connectable)
 VL-FAN1BX	Optional Repeater for Wireless Monitor

Relative Products

MDL No.	Specifications
 VL-MW251BX	Main Monitor (same as one included in VL-SW251BX)
 VL-MV30BX	Main Monitor (same as one included in VL-SV30BX)

Product Cost

Code	MRP*
VL-SW251BX	Rs. 29,900
VL-SV30BX	Rs. 14,900
VL-MW251BX	Rs. 18,900
VL-W605BX	Rs. 7,900
VL-MV30BX	Rs. 10,900
VL-V590BX	Rs. 29,900
VL-FAN1BX	Rs. 9,900
VL-V566BX	Rs. 7,490
VL-SF70BX	Rs. 18,500
VL-MF70BX	Rs. 14,000
VL-VF580BX	Rs. 9,800

* Monitor images in advertisements are the size of LCD panels. [Actual images are displayed within a different range.]

All pictures simulated.

Design and specifications are subject to change without notice.

Panasonic

VL-SW251BX
VL-SV30BX
VL-SF70BX
Video Intercom System

See and Talk from Wherever* You Are

See, Listen and Record Your Way to Greater Security for Your Family.



* The main monitor and wireless monitor can be used as far as 100 m apart provided there are no obstructions in-between them, however some buildings and environments shorten the range of radio waves. Keep communication equipment at least 20 cm in all directions from the main monitor and wireless monitor because noise from the intercom system may interfere with communications.

Panasonic

Check the Front Door from Any Place in the Home

Panasonic's Wireless Video Intercom System brings upgraded features and ease of operation that will enhance security for your family. It can be easily installed and conveniently expanded. The system includes a monitor for seeing and hearing activity at the front door, a convenient wireless monitor that can be carried about, an IPS LCD that can be easily viewed at angles and from below, a beautiful 5.2 inch color monitor, recording support that can safely store a maximum of 400 images, and whole lot more. And, it comes with Transfer Calling that allows use as an ordinary phone plus a host of features for enhancing family communications.

Also available is a 3.5 inch LCD Model that is great for enhancing family security and can be easily installed anywhere in the home as demanded by your family's situation. Panasonic is concerned about the safety of your family.



Main Monitor
[VL-MW250BX]

Wireless Monitor
[VL-W605BX]

Door Station
[VL-V566BX]



Selecting the System—That's Right for You

The Panasonic wireless video intercom solution: Picture Recording, Convenient, Expandable

Needs	Security	Comfort	Future Enhancements
	I need effective protection for my home and family.	It has to be easy enough for everyday use.	You may want to add on new functions later.
Solutions	Picture Recording You can record pictures of visitors before you answer for calling.	Convenient Functions You can control everything from indoors.	Expandability You can add on wireless monitors and repeaters to expand the system.

* This model is not produced to prevent house-breaking. Panasonic assumes no responsibility for injuries or property damage resulting from it.

Wireless Video Intercom System

VL-SW251BX



Door Station

Main Monitor

Wireless Monitor


Wireless Handset

Check visitors and respond promptly from everywhere home and even while you are doing something else, by wireless handset.



5.2 inch Large LCD Monitor

Large 5.2 inch IPS LCD on main monitor offer easy viewing at wide angles even when small children look it up from the lower position.



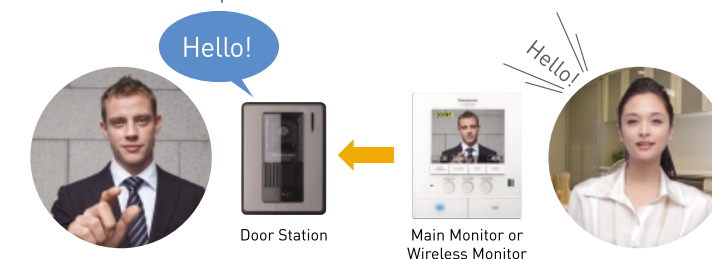
Picture Recording Function

The intercom records the images of up to 400 (50 separate sessions). This is a highly secure and useful function while you are away from home.



Voice Changer Function

This function makes a woman's voice sound like a man's when speaking with visitor. This helps to make women feel more secure.



Connectable Items



Max wireless range is 100m with no obstacles
Up to 4 wireless monitor connectable

Video Intercom System

VL-SV30BX



Door Station



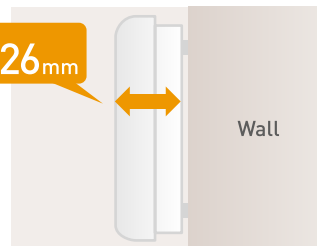
Main Monitor

Picture Recording Function

The intercom records the images of up to 30 separate sessions. This is a highly secure and useful function while you are away from home.



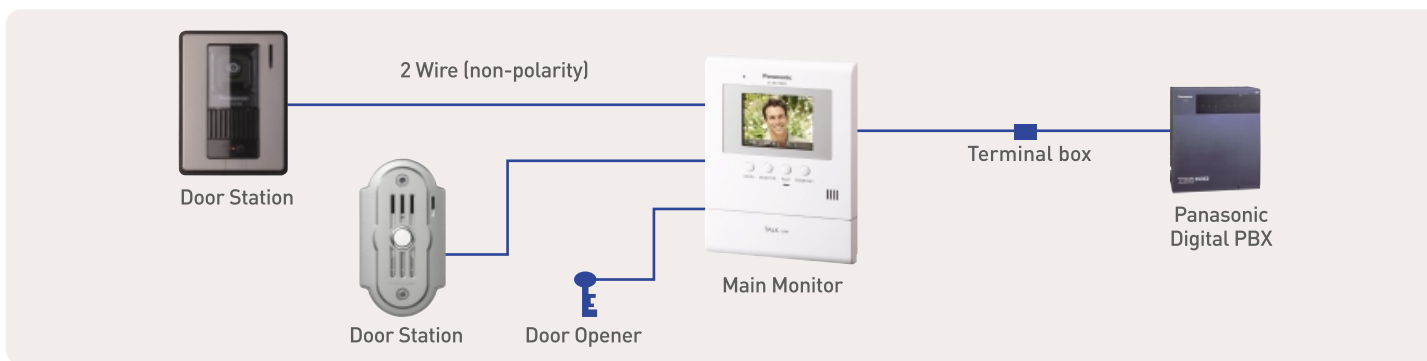
Exposure
Depth: about 26mm



Slim Monitor with 3.5 Inch TFT LCD

Simple Main monitor is small and slim from wireless model (VL-SW250) with 3.5 inch TFT colour LCD.

Connectable Items



Door Station (Optional)

VL-GC005BX-S



Features

- Vandal Proof
- Solid Aluminum Panel
- Pinhole Camera

Lobby Station (Optional)

VL-V590BX



Features

- Enter Room Number by Digits
- Up to 20 Main Monitor
- PIN (Personal Identification Number) Supported
- Room Number Plate

Wired Video Intercom

VL-SF70BX



Door Station



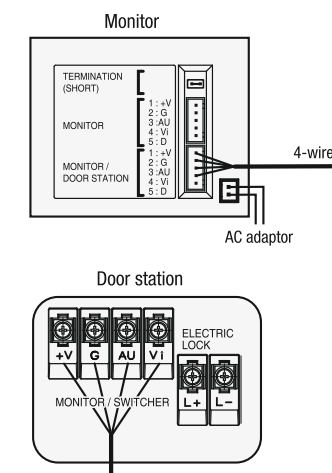
Main Monitor

Key Features

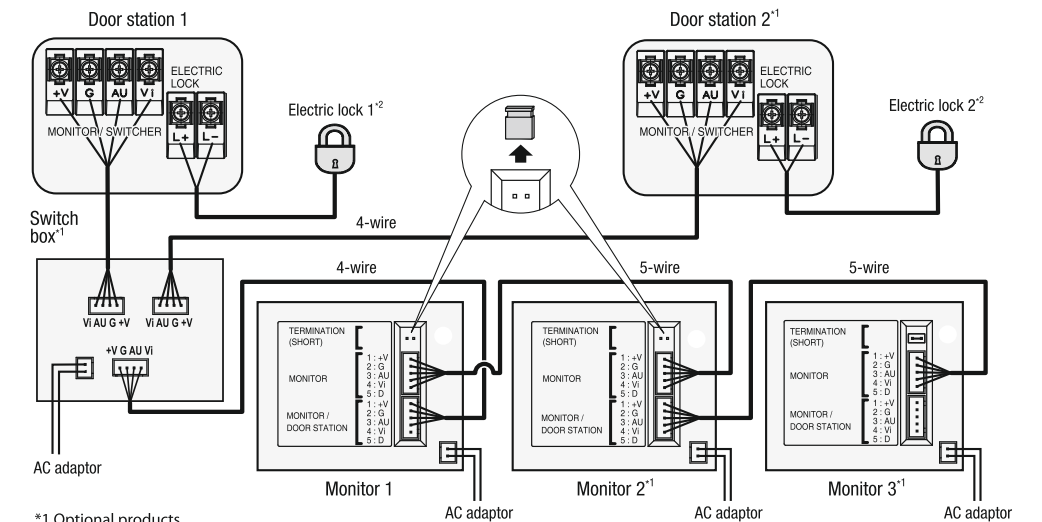
- **7-inch Wide Monitor:** Main monitor lets you clearly identify visitors.
- **Picture Recording Function:** Up to 50 images of visitors can be recorded.
- **Three Monitors Connectable:** A maximum of three main monitor units can be connected.
- **Intercom Call:** If optional monitors are connected to the system, you can use a monitor to call other monitors.
- **Hands-free Talking:** When you receive a call from a door station, you can monitor the visitor on the monitor display and talk hands-free.
- **Electric Lock Release Support (Door Opener):** The door lock can be easily and quickly released even from another room of the house if an additional monitor is connected.

Wiring Schematic Diagram

Basic system



Fully expanded system



*1 Optional products

*2 User supplied.

• Electric lock connection terminal (L+/L-): 12 V DC, less than 1.5 A

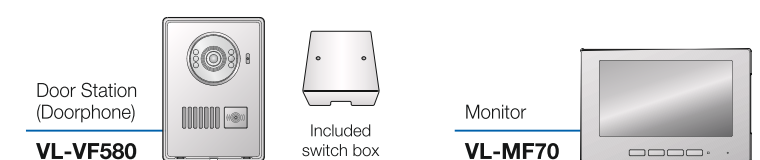
Wire type and length

From - To	Max. distance	Cable standard	Cable type reference
Door station - Monitor	50 m	0.5 mm ²	RW4 (4-wire)
	100 m	0.75 mm ²	
Electric lock - Door station	5 m	1.0 mm ²	RW2 (2-wire)
	10 m	1.5 mm ²	
Monitor - Monitor	50 m	0.5 mm ²	RW6 (6-wire)
	100 m	0.75 mm ²	

Accessory Information

- AC adaptor × 1 (PNLV245)
- Mounting bracket × 1
- Wood screws for door station (3.8 mm × 20 mm) × 2
- Wood screws for monitor (4.0 mm × 16 mm) × 2
- 5-pin connector × 1
- Hex wrench × 1

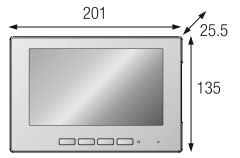
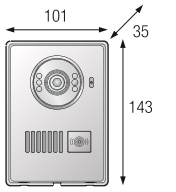
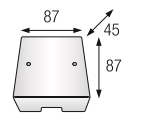
Optional Accessories



Model Composition

VL-SF70 VL-MF70 x 1, VL-VF580 x 1

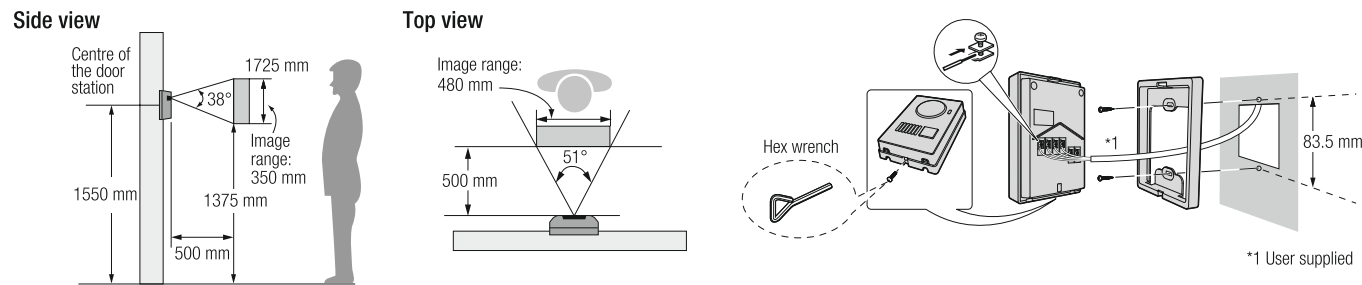
Specifications

	VL-MF70	VL-VF580	
Model number and name	Monitor	Door Station (Doorphone)	Switch Box
Dimensions	Up to 3 	Up to 2 	 <small>*Included with the optional VL-VF580</small>
Power supply	AC adaptor (PNLV245), 24 V DC, 0.5A	Supplied by the Monitor	AC adaptor (PNLV245), 24 V DC, 0.5A
Power consumption	Standby: Approx. 1.3 W During operation: Approx. 10 W	-	-
Dimensions (H x W x D) (Excluding protruding sections)	Approx. 135 x 201 x 25.5 mm	Approx. 143 x 101 x 35 mm	Approx. 87 x 87 x 45 mm
Weight	Approx. 465 g	Approx. 265 g	Approx. 100 g
Operating environment	Ambient temperature: Approx. 0 °C to +40 °C Relative humidity (non-condensing): from 45 % up to 90 %	Ambient temperature: Approx. -10 °C to +50 °C Relative humidity (non-condensing): up to 90 %	Ambient temperature: Approx. 0 °C to +40 °C Relative humidity (non-condensing): up to 95 %
Display	Approx. 7 inches wide colour display	-	-
Talking method	Hands-free	-	-
Viewing angle	-	Horizontally: Approx. 51° Vertically: Approx. 38°	-
Installation method	Wall mount (Wall mount bracket included)	Wall mount (Mounting base attached)	Flush mount or wall mount
Minimum illuminance required	-	1 lx (within approx. 50cm from the camera lens)	-
Lighting method	-	White coloured LED lights	-
IP rating/IK rating	-	IP44 ^{*1}	-
External material	Flame retardant ABS resin	Flame retardant ABS resin	Flame retardant ABS resin

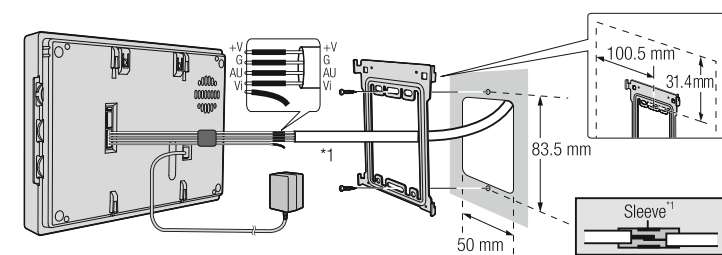
*1 Water resistance is only assured if the camera is installed correctly according to the instructions in the Installation Guide, and appropriate water protection measures are taken.

Installing the Doorphone

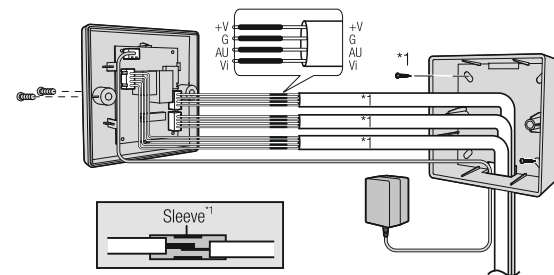
• Example: Installation height is 1550 mm (standard position).



Installing the Monitor



Installing the Switch Box (for use with optional door stations)



- The actual product may vary slightly from photograph.
- Weights and dimensions are approximate.
- Design and Specifications are subject to change without notice.
- These products may be subject to export control regulations.

MG-DHPL005EN 1410ITP/ZZZ-1

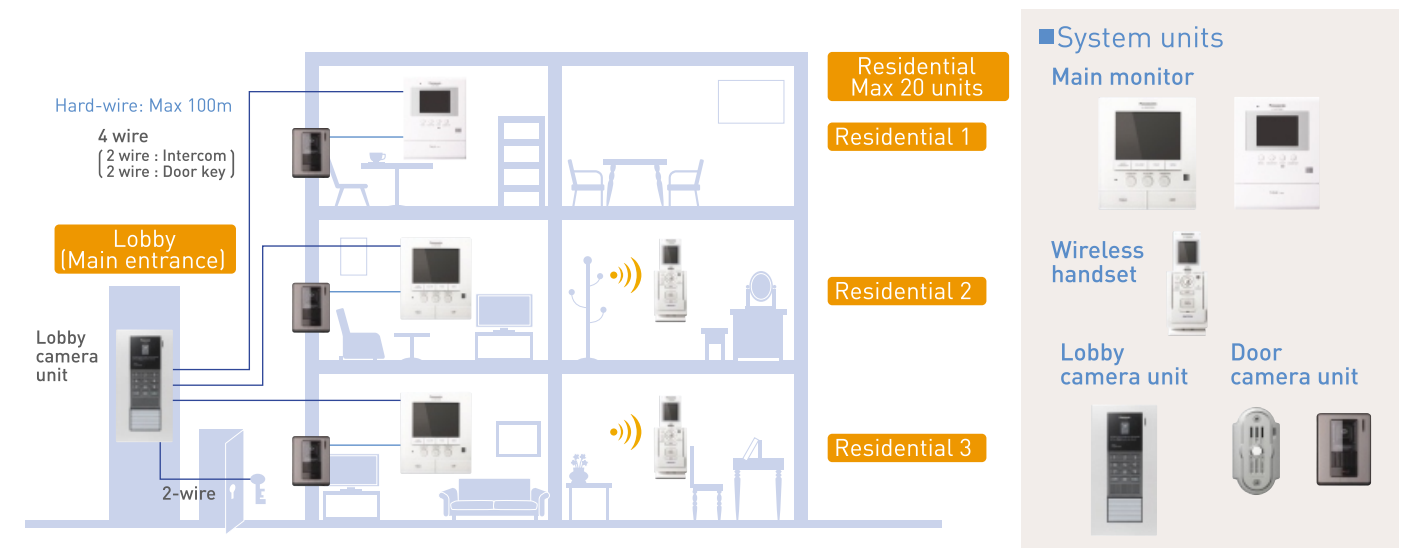
Important
Safety Precaution: carefully read the operating instructions and installation manual before using this product.



Large System Expandability to Meet Customer Needs

The Panasonic Video Intercom offers large system expandability via combination with optional products, not only for detached houses but also apartment buildings, to meet customer needs for safety and convenience.

Video Intercom System for Apartment House



Appeal points

- It is possible to call to Maximum 20 doors from Main entrance.
- It can be easily and directly attached between lobby unit and each residential by Analog line.



Appeal points

- System expands by Panasonic Digital PBX (Voice communication)

Wire type and distance (between the main monitor station and the door station)

General cable CAT-3 : Maximum 50m
General cable 22AWG (ø0.65) : Maximum 100m